

2022

300363)

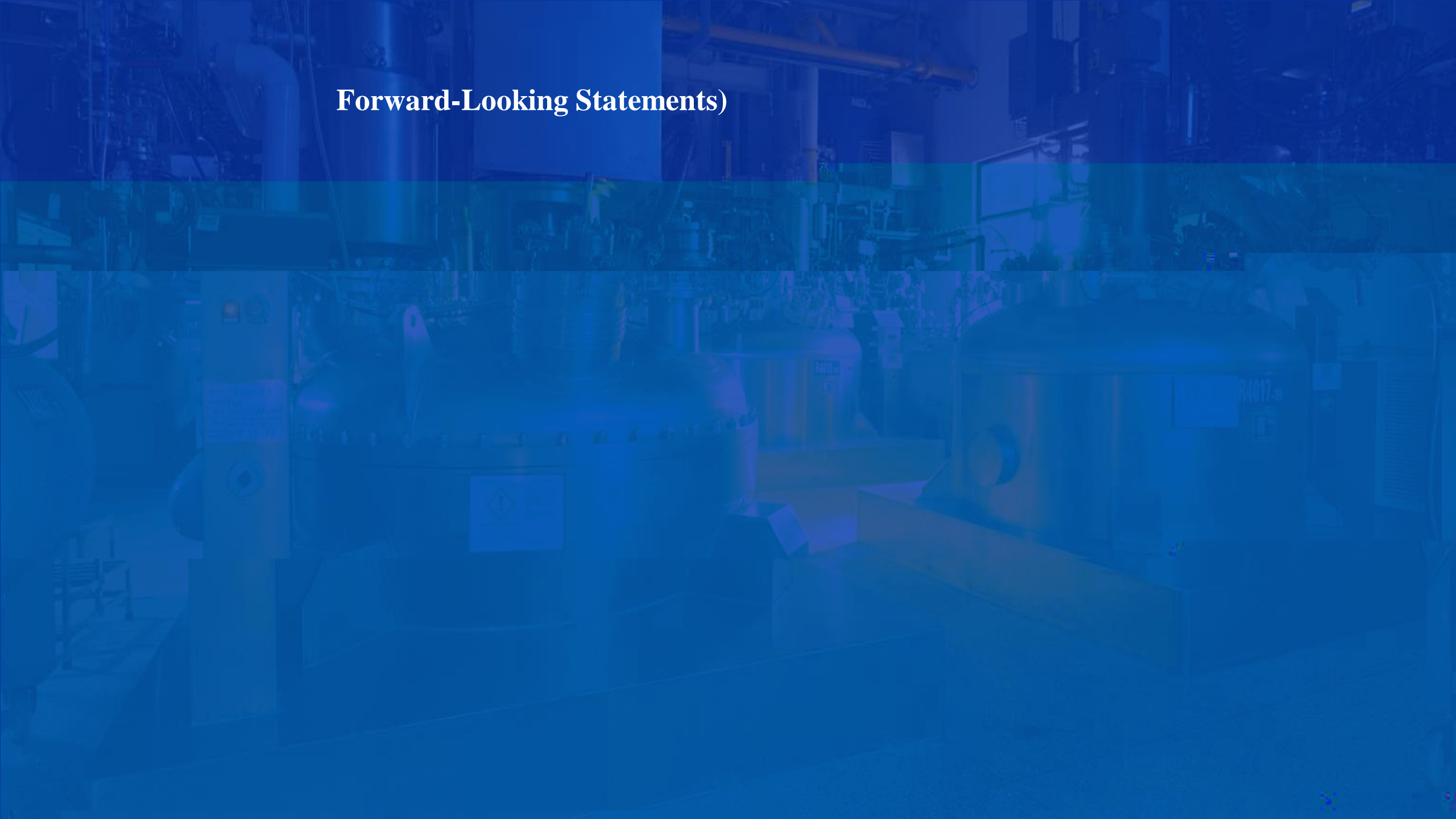
2022 10 26

[www.porton.cn](http://www.porton.cn)

**PORTON 博腾**

Porton Pharma Solutions Ltd.

## Forward-Looking Statements)



01

| 2022

02

| 2022

03

| Q&A

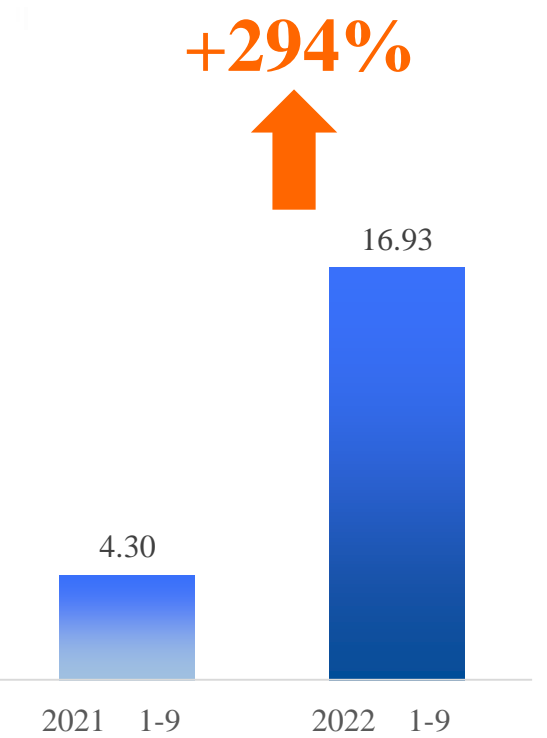
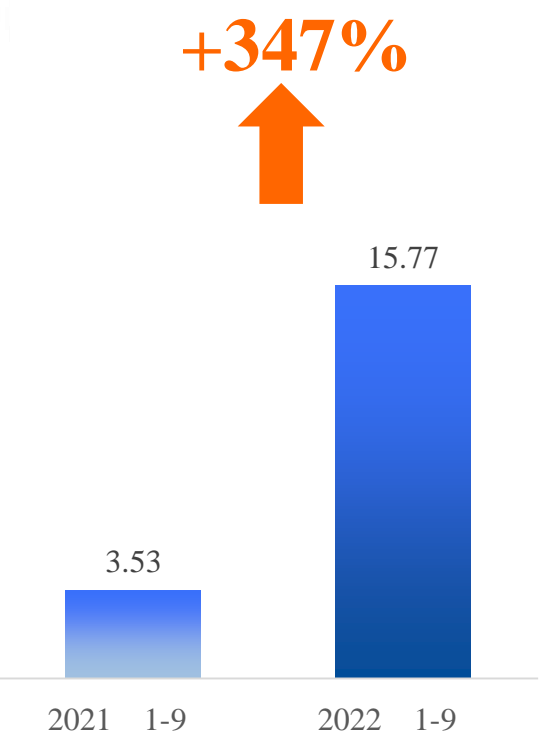
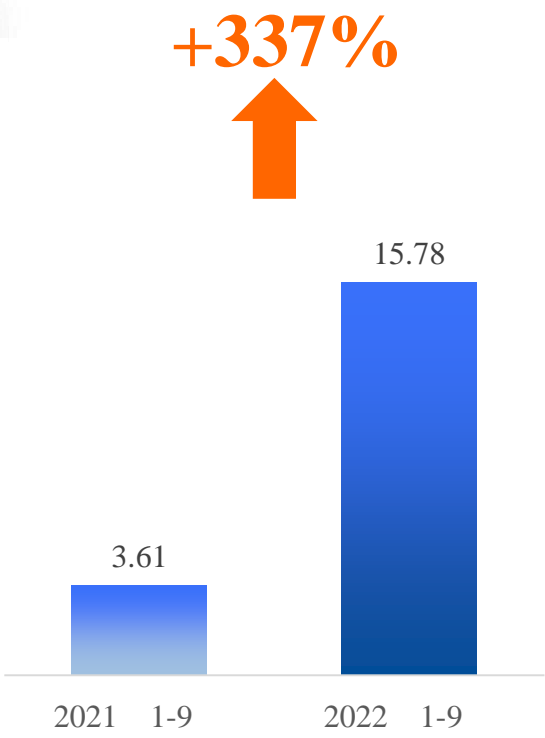
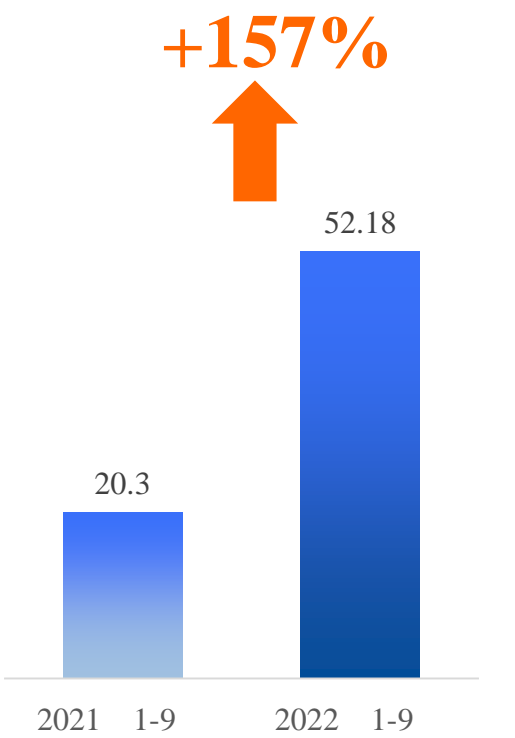


01

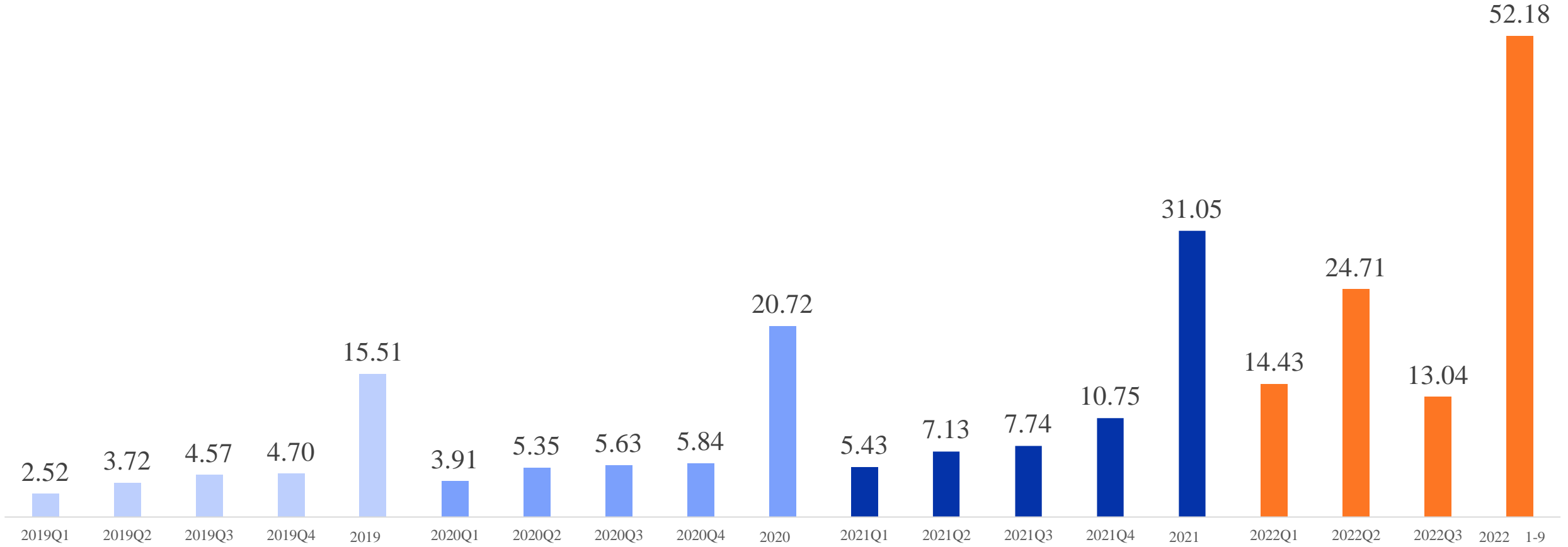
2022

CFO

2022



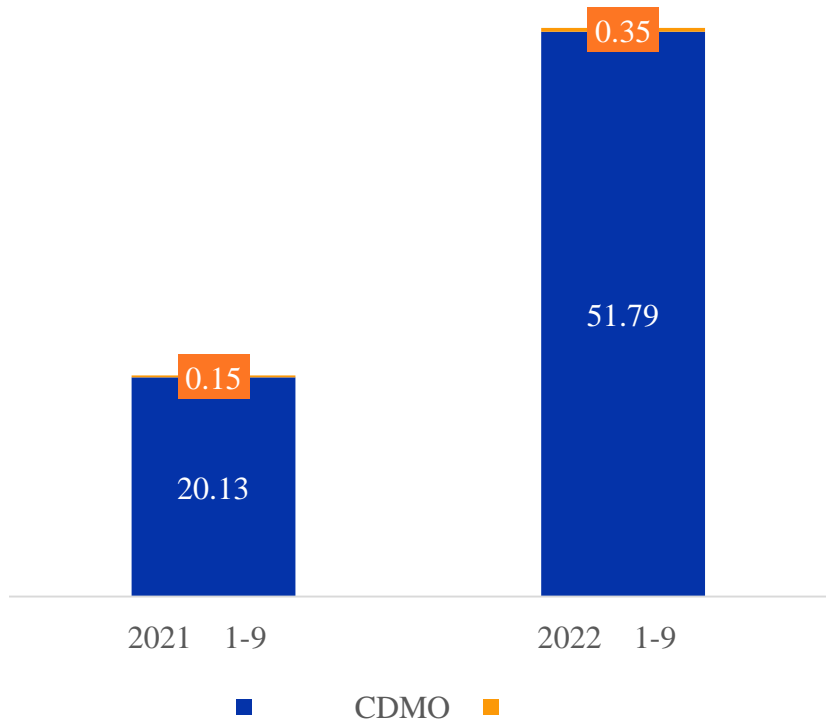
15



CDMO

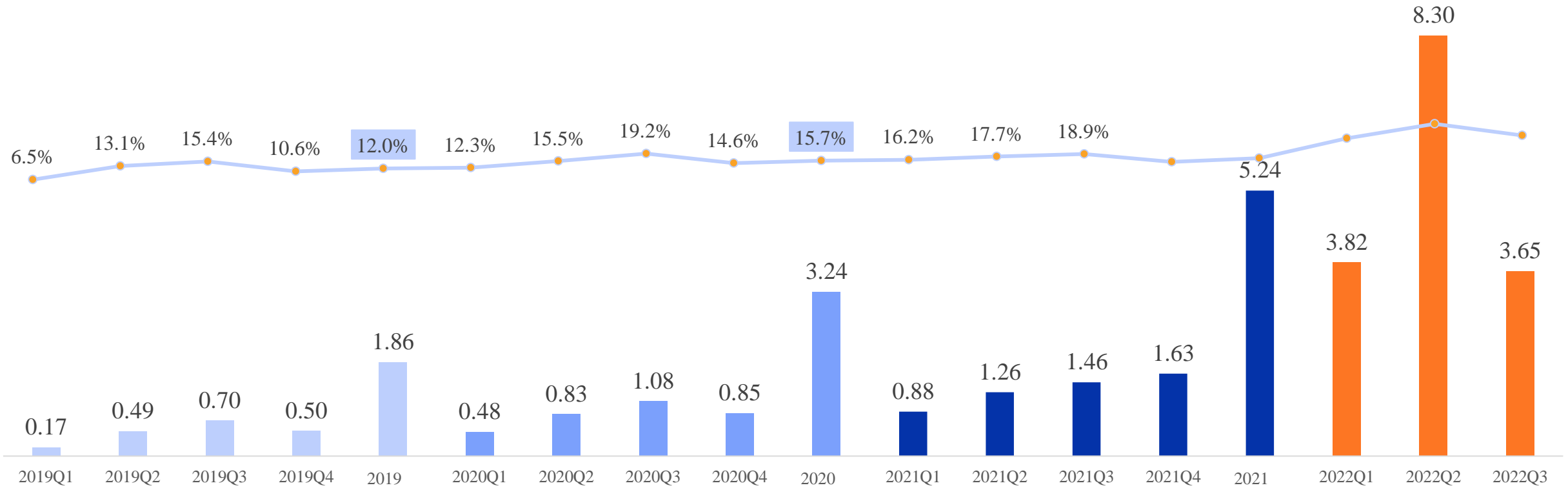
CDMO

CDMO

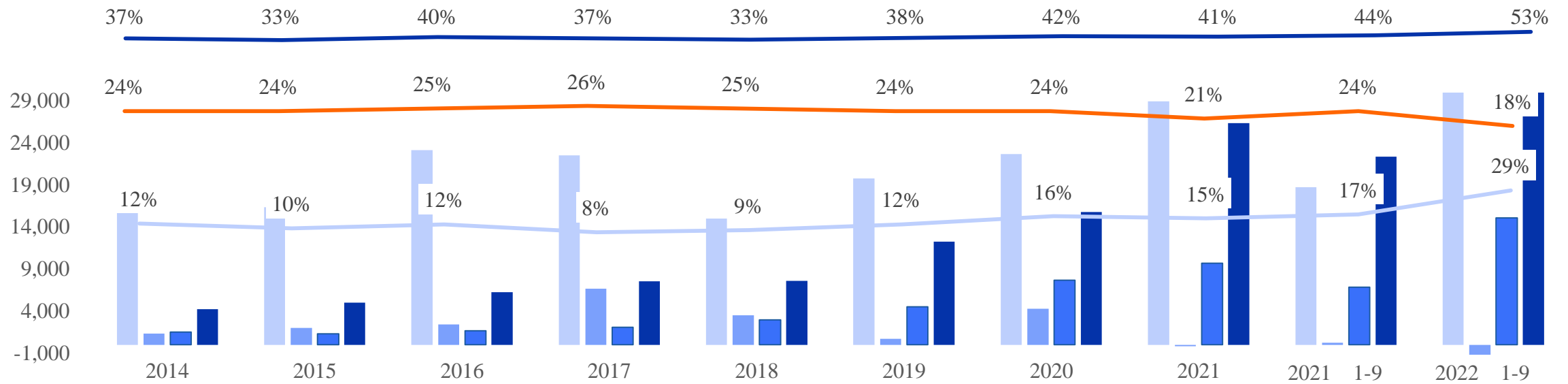


CDMO	<b>51.79</b>	157%
CDMO	<b>1,816</b>	262%
CDMO	<b>1,701</b>	69%

&







2014	2015	2016	2017	2018	2019	2020	2021	2021 1-9	2022 1-9
16.84%	16.03%	17.45%	12.69%	12.66%	12.76%	10.95%	9.33%	9.22%	5.81%
1.33%	1.97%	1.82%	5.62%	2.97%	0.46%	2.08%	-0.06%	0.03%	-1.33%
1.55%	1.30%	1.27%	1.74%	2.49%	2.91%	3.70%	3.12%	3.97%	2.44%
<b>4.31%</b>	<b>4.93%</b>	<b>4.72%</b>	<b>6.36%</b>	<b>6.43%</b>	<b>7.90%</b>	<b>7.62%</b>	<b>8.50%</b>	<b>10.68%</b>	<b>7.17%</b>

2022

-1.37

2022 1-9

2021 1-9

CDMO

-6,698

-4,861

-38%

CDMO

-4,803

-2,059

-133%

-2,166

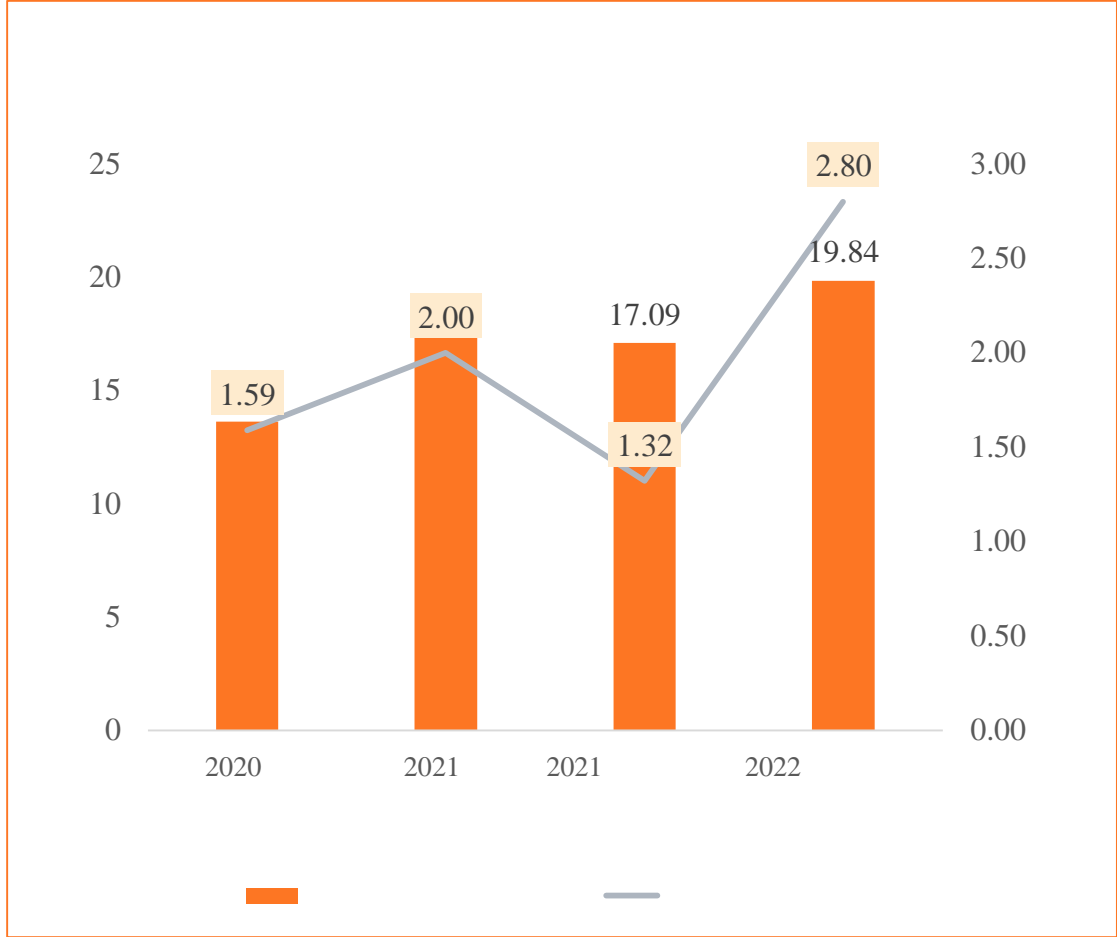
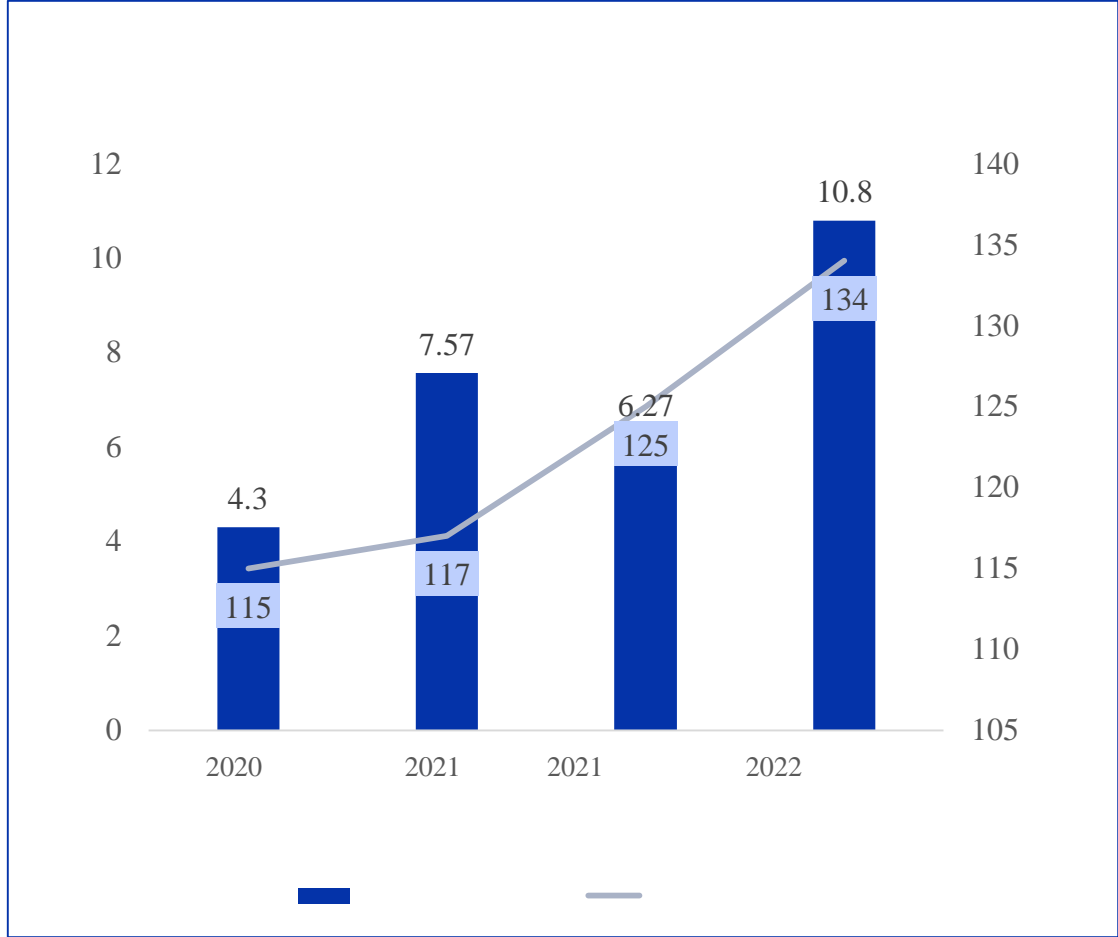
-832

-160%

171,445

43,821

+291%





2022

&

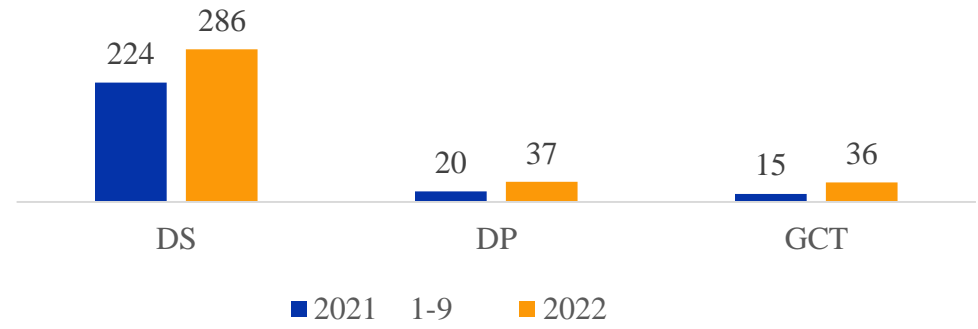
1390  
+30% ↑

330  
+32% ↑

559  
+32% ↑

112  
+17% ↑

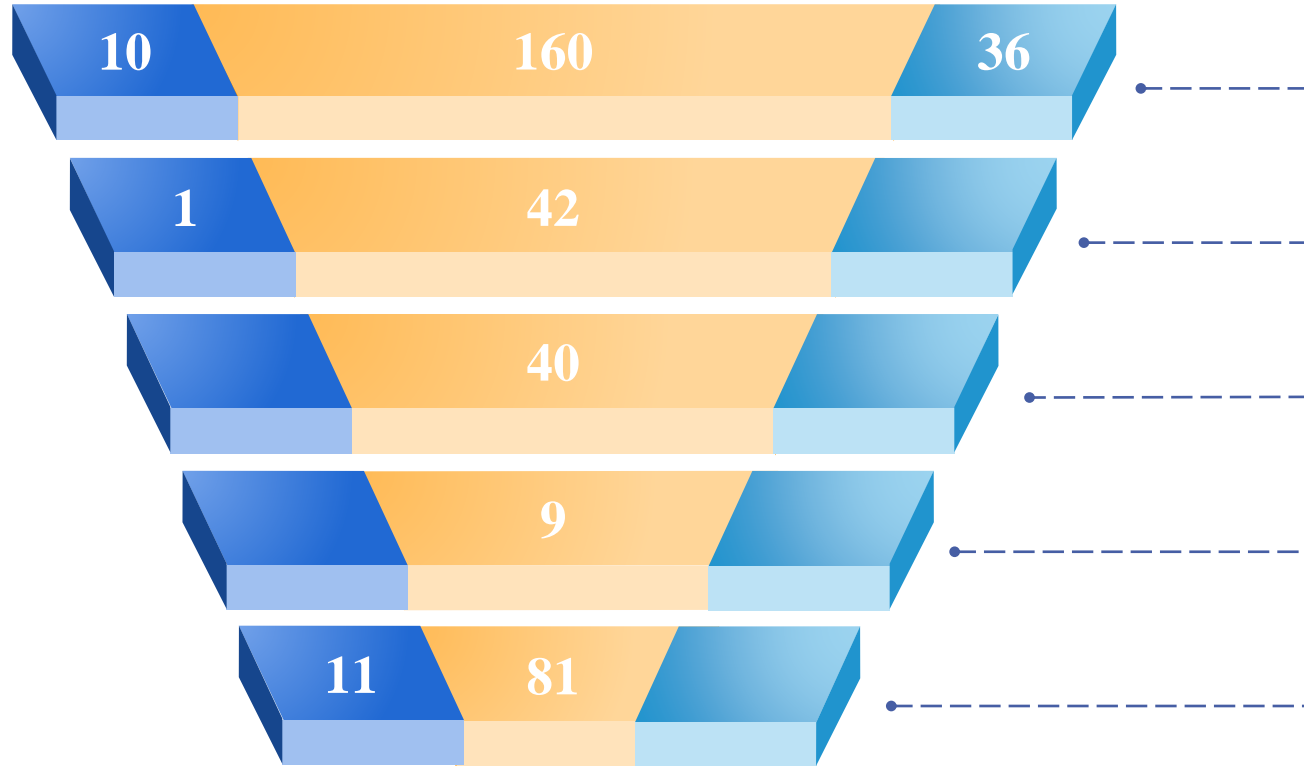
237  
+67% ↑



2022

394

15%



CDMO



CDMO

\*



CDMO

\*4

CDMO


## API+PV

API  
**2.59** +21%

API  
**127** +39

PV  
**4** 3 1

PV  
**19** 14 5





## -GCT CDMO

4,000 PD  
1,200

IIT IND

CDMO

2022 Q4

16,000

&

10 50L-500L, AAV, LV, AdV  
10



1.08 +3%


~2.6

36

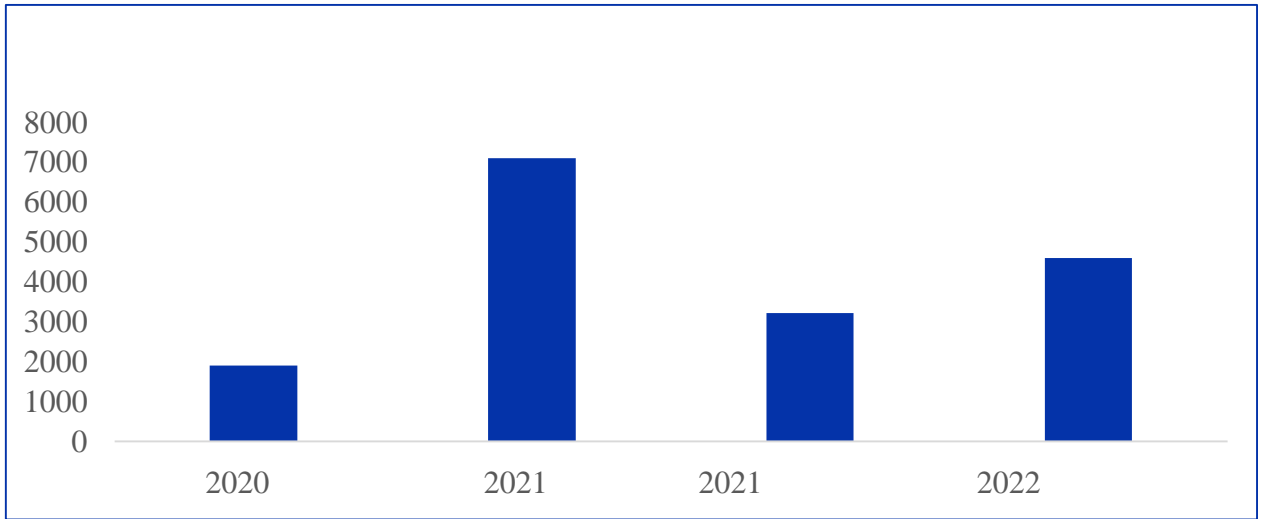
+21

66

+42



<u>~4,600</u>	<u>+43%</u>
37	+17
54*	+28



\* J-STAR 11

# 03

Q&A

	<b>2022 1-9</b>	<b>2021 1-9</b>	
	5,217,592,886.95	2,029,816,801.54	157.05%
	2,475,286,632.07	1,142,604,691.26	116.64%
	150,959,018.68	68,446,999.60	120.55%
	393,571,959.93	187,523,262.56	109.88%
	-41,763,343.05	2,239,154.01	-1,965.14%
	450,657,966.94	223,621,085.82	101.53%
	227,580,076.54	32,656,561.35	596.89%
	-21,431,821.70	15,735,386.12	-235.20%
-	-10,566,005.19	-16,947,812.66	37.66%
-	-5,463,446.88	-9,496,249.95	42.47%
-	99,687.78	-99,754.12	199.93%
	2,303,661,711.51	250,627,959.49	819.16%
	-975,934,370.22	-498,983,113.62	-95.58%
	507,828,039.77	253,366,815.58	100.43%

	2022-9-30		2021-12-31		
	3,234,314,467.49	31.87%	1,216,870,789.10	18.54%	13.33
	1,249,617,968.61	12.31%	1,035,069,446.63	15.77%	3.46
	1,078,963,404.83	10.63%	757,387,527.32	11.54%	0.91
	381,638,035.85	3.76%	377,130,857.54	5.75%	1.99
	1,984,122,070.38	19.55%	1,748,203,062.70	26.64%	7.09
	809,774,252.97	7.98%	341,581,208.41	5.21%	2.77
	236,634,935.74	2.33%	226,712,952.53	3.45%	1.12
	253,934,243.82	2.50%	130,802,087.84	1.99%	0.51
	332,190,123.10	3.27%	280,426,228.69	4.27%	1.00
	431,142,317.52	4.25%	389,662,412.19	5.94%	1.69
	491,466,469.76	4.84%	596,353,128.78	9.09%	4.25
	341,716,719.44	3.37%	23,999,996.00	0.37%	3.00
	215,615,582.17	2.12%	207,335,739.78	3.16%	1.04
	<b>10,147,132,892.55</b>	<b>100.00%</b>	<b>6,562,035,209.95</b>	<b>100.00%</b>	<b>N/A</b>

PORTON 博騰



Porton

